


Technical Data Sheet

Four Quadrant PIN Photo diode: PDA6060Q

■ Features

- . 4 photodiodes
- . Quadrant element format
- . Fast response time
- . High photo sensitivity
- . Pb free
- . The product itself will remain within RoHS compliant version.



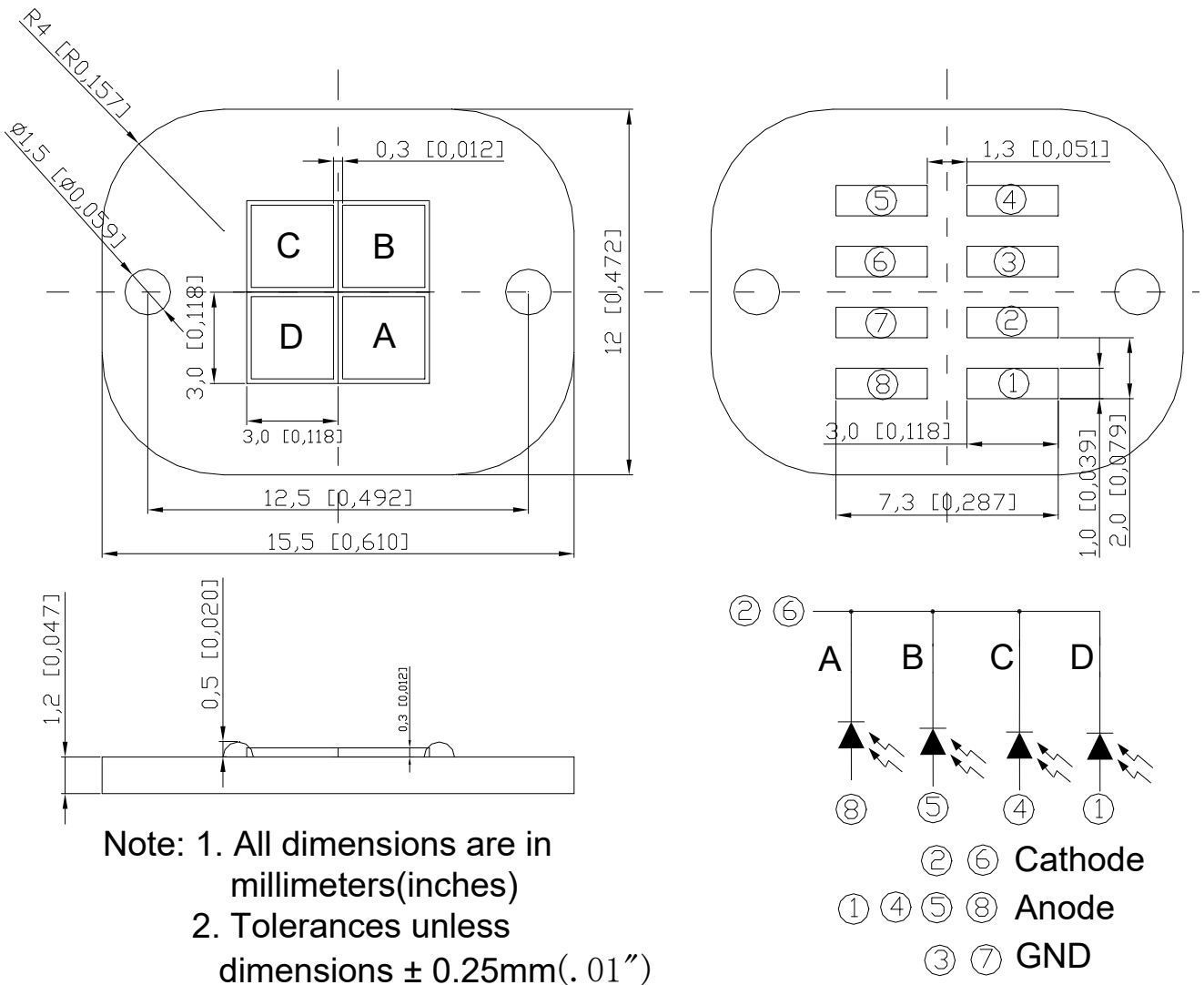
■ Descriptions

PDA6060Q is an array of 4 high sensitive and high speed silicon photodiodes mounted on PCB.

■ Applications

- . Position sensing
- . Displacement monitoring
- . Track and Explore
- . Laser beam axis alignment

■ Package Dimensions



■ Absolute Maximum Ratings (Ta=25°C)

| Parameter | Symbol | Rating | Units |
|----------------------------|--------|-----------|-------|
| Reverse Voltage | VR | 30 | V |
| Power Dissipation | Pd | 150 | mW |
| Lead Soldering Temperature | Tsol | 260 | °C |
| Operating Temperature | Topr | -20 ~ +85 | °C |
| Storage Temperature | Tstg | -40 ~ +85 | °C |

■ Electro-Optical Characteristics (Ta=25°C) (For per element)

| Parameter | Symbol | Condition | Min. | Typ. | Max. | Units |
|--------------------------------|--------------------------------|---|------|-------|------|---------------|
| Range of Spectral Bandwidth | $\lambda_{0.5}$ | ---- | 430 | ---- | 1100 | nm |
| Wavelength of Peak Sensitivity | λ_p | ---- | ---- | 940 | ---- | nm |
| Open-Circuit Voltage | V _{OC} | Ee=5m W/cm ² $\lambda_p=940\text{nm}$ | ---- | 0.32 | ---- | V |
| Short- Circuit Current | I _{SC} | Ee=5m W/cm ² $\lambda_p=940\text{nm}$ | ---- | 80 | ---- | μA |
| Reverse Light Current | I _L | Ee=5m W/cm ² $\lambda_p=940\text{nm}$ V _R =5V | ---- | 80 | ---- | μA |
| Dark Current | I _d | Ee=0m W/cm ² V _R =10V | ---- | ---- | 10 | nA |
| Reverse Breakdown Voltage | BV _R | Ee=0m W/cm ² I _R =100 μA | 30 | ---- | ---- | V |
| Total Capacitance | C _t | Ee=0m W/cm ² V _R =3V f=1MHZ | ---- | 30 | ---- | pF |
| Rise/Fall Time | t _r /t _f | V _R =10V R _L =1K Ω | | 50/50 | | nS |

■ Typical Electro-Optical Characteristics Curves

Fig.1 Power Dissipation vs. Ambient Temperature

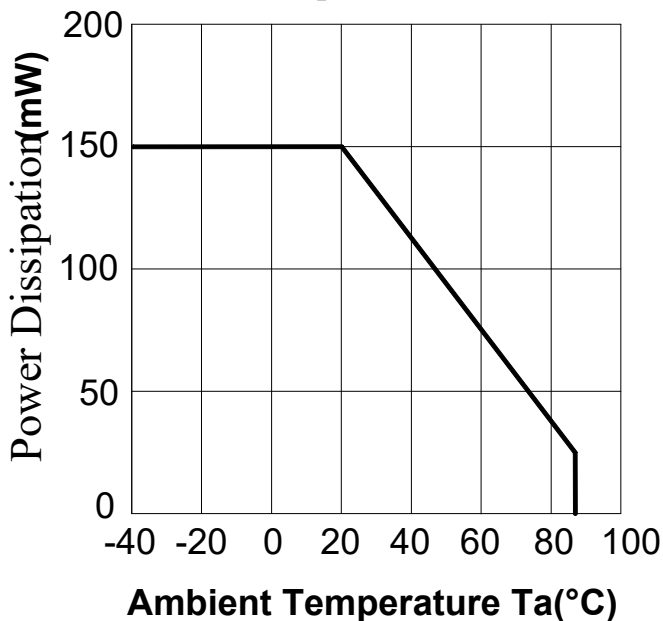


Fig.2 Spectral Sensitivity

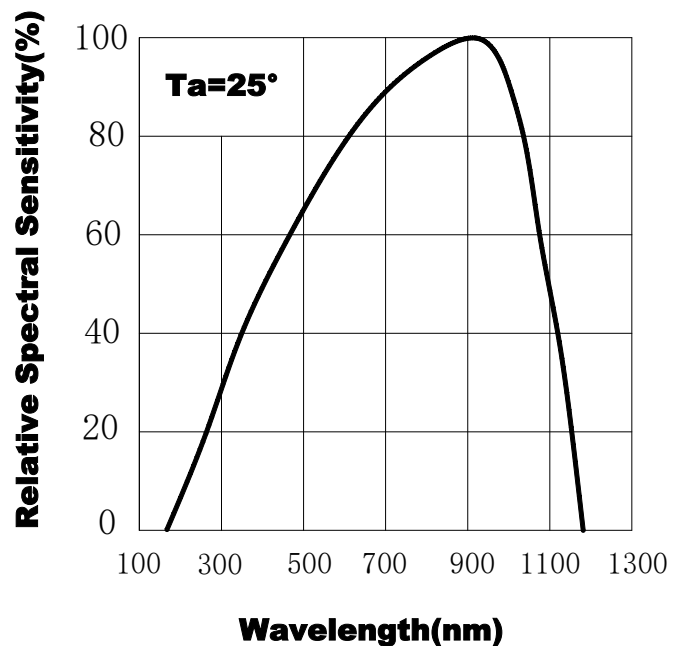


Fig.3 Dark Current vs. Ambient Temperature

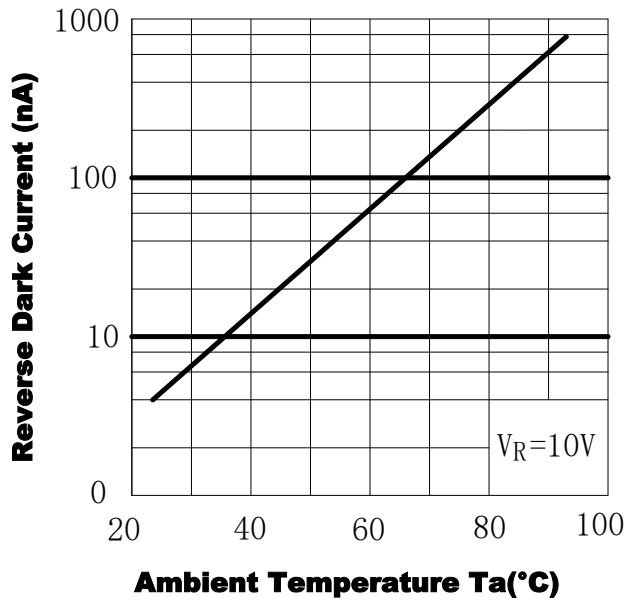


Fig.4 Reverse Light Current vs. E_e

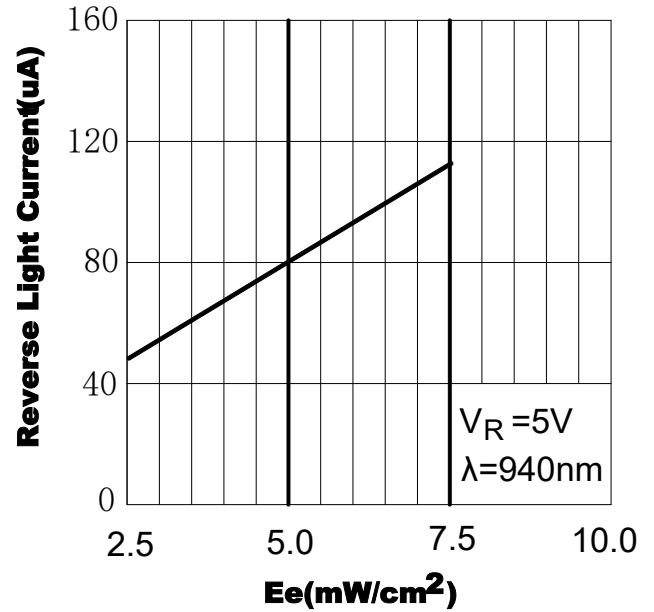


Fig.5 Terminal Capacitance vs. Reverse Voltage

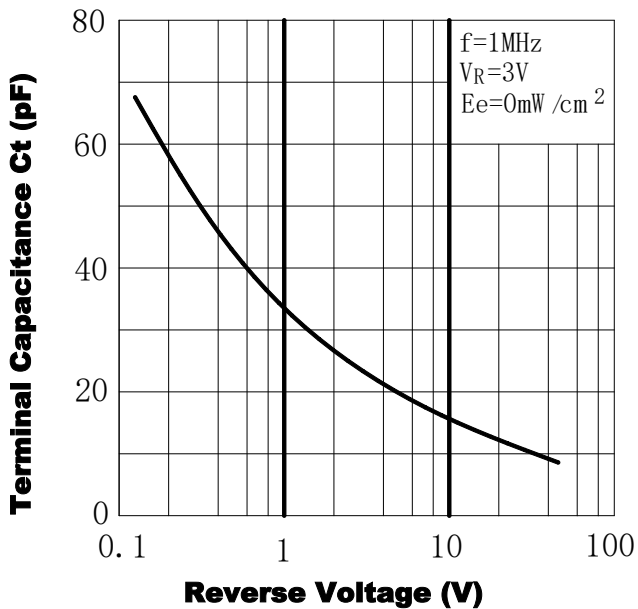
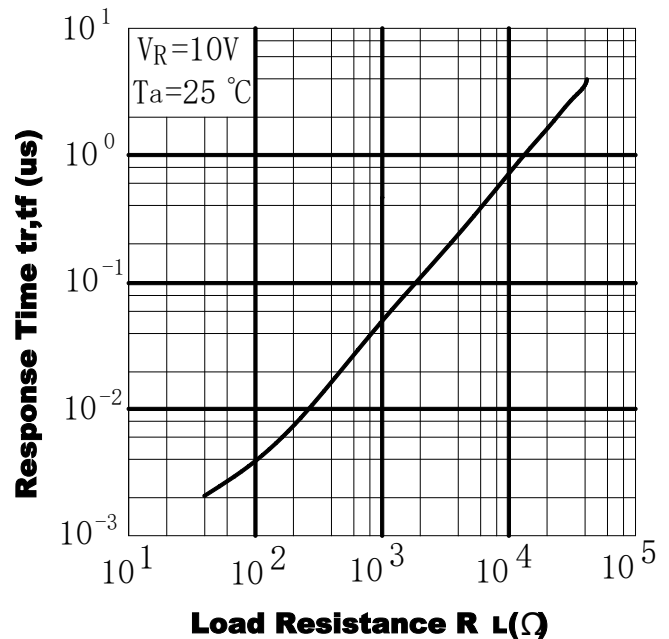


Fig.6 Response Time vs. Load Resistance



■ Notes

1. Above specification may be changed without notice. SHUGUAN will reserve authority on material change for above specification.
2. When using this product, please observe the absolute maximum ratings and the instructions for using outlined in these specification sheets. SHUGUAN assumes no responsibility for any damage resulting from use of the product which does not comply with the absolute maximum ratings and the instructions included in these specification sheets.
3. These specification sheets include materials protected under copyright of SHUGUAN corporation. Please don't reproduce or cause anyone to reproduce them without SHUGUAN's consent.
4. This products is bare chip products (wafers or diced chips), Unsealed products are not protected by an external enclosure and so require especially strict care to prevent physical breakage or contamination. It has protective tape, which is removed prior to use.
5. Condensation may form on the chip surface in environments subject to sharp or sudden fluctuations in temperature, so avoid use in such locations.
6. Applying excessive force to the product using a printed circuit board may cause the board to warp. This warping may damage the chip,wires connections, so use caution.
7. Do not let anything come in contact with the chip surface. Though the chip is hard, it is also brittle an easily notched. Sharped or hard items that come in contact with the chip may case cracks or scratches, which can lead to fluctuations in electrical characteristics or poor device reliability.
8. This kind of products due to the customer's external dimensions, performance parameters and other requirements are different, standard products are difficult to meet customer needs, the company provides customized services, can be developed and designed by our company new products, can also provide customers with processing and generation services.